


PO Box 1847
Post Falls, ID 83877-1847
T 208-773-3885
F 208-773-3799
E <summiteq@yahoo.com>

Vertical balers
36"W
48"W
60"W
72"W
specialized
Horizontal closed-door balers
'B' series
'C' series
'D' series
'E' series
'F' series
specialized
Horizontal open-end balers
Standard-duty series
Heavy-duty 'B' series
Heavy-duty 'C' series
Heavy-duty 'D' series
Heavy-duty 'E' series
specialized
Twin-ram balers
Standard-duty series
Heavy-duty series
Scrap metal balers
Oil filter balers
Conveyors
Slider-bed
Chain-belt
Fluffers
Cart dumpers
Self-contained compactors
Stationary compactors

Design assistance with waste
and recycling flow, site fit, etc.

*Engineered for Peak
Performance*

JF66 2-Ram Baler



(Illustrated with optional operator platform station, conveyor head support, and user-supplied wire spool)

Model JF66...an affordable way to achieve...

Large baler performance in a scaled-down size and price

Multi-purpose, no-fluffer baling of

- papers
- plastics
- non-ferrous metals

Manual or automatic baling

Includes Automatic bale tying system

Large 40" × 60" feed opening plus hopper to fit site & material requirements

Design and construction by people with over 25 years experience in 2-ram balers

PLC controls with fault indicators, help screens, and user setting adjustments

12-month/2,000 hour factory warranty on parts and labor

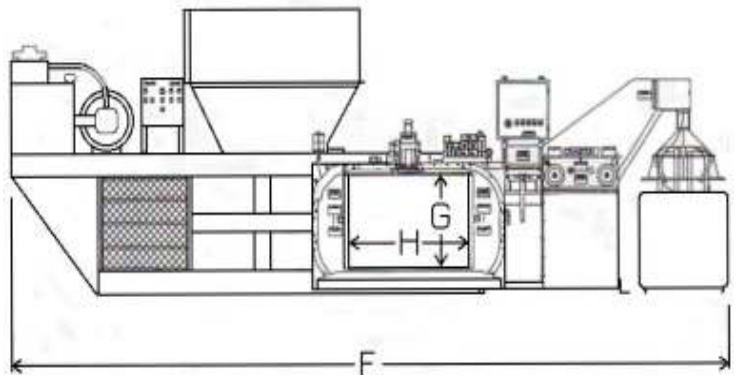
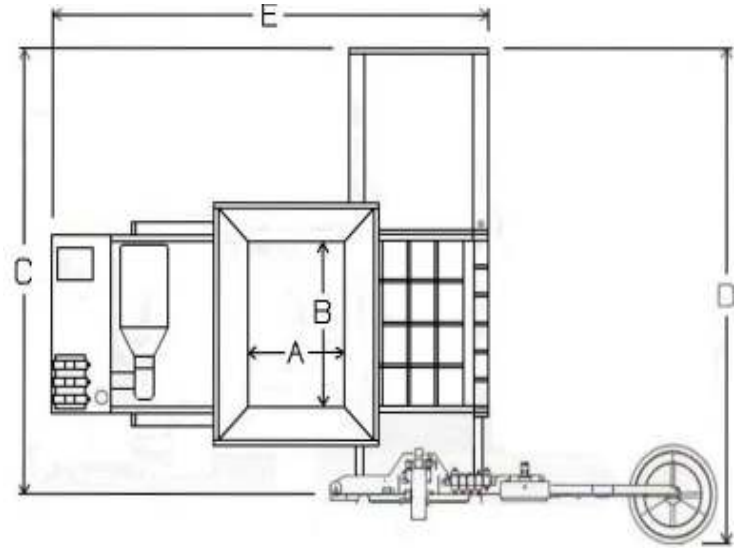
Performance and Durability in an economical package

JF66 FEATURES

- ☑ Engineered for maximum production per \$
- ☑ Over 30" bale chamber penetration yields superior bales
- ☑ Bale aspect ratio allows production of dense, stackable bales of newspaper, office paper, computer print-out w/o shredding
- ☑ Progressive punch-and-tear shear system is adjustable, replaceable, flippable for long life and protection of baler floor
- ☑ Clean-flow hydraulic system increases efficiency, reduces noise & HP requirements
- ☑ Thermostatically-controlled oil-to-air cooling system protects hydraulic fluid & allows continuous-duty baling
- ☑ Economical 20HP 480V 60Hz 3Ø power unit (other voltages available)
- ☑ Chassis includes replaceable steel wear-liners to ensure long life
- ☑ Slatted floor and platen bottom maintains straight running, protects sides
- ☑ Off-chassis control station includes PLC and operator interface with fault messages, help screens, user-adjustments
- ☑ Optional telephone modem allows factory diagnosis, monitoring, adjustment
- ☑ Electrical and hydraulic components to international industry standards—no factory-special parts
- ☑ Honey-combed construction at key stress points for long-term structural integrity
- ☑ Platen penetration staging allows monitoring of baling progress
- ☑ Available left- or right-hand
- ☑ Standard electric-eye actuation for more automated baling
- ☑ Variety of feed hoppers available to match site and material situations
- ☑ Automatic wire strapper installed, interface with baler controls, tested
- ☑ Familiar bale size (30" × 45" × 60")
- ☑ Top feed opening 60"W × 40"L plus hopper to suit convenient loading
- ☑ Customization? Just ask!

LAYOUT & DIMENSIONS

A	top load length (+ hopper)	40"
B	top load width (+ hopper)	60"
C	chassis width	163"
D	chassis width with tier & wire stand	180" (15')
E	chassis length	181"
F	chassis length with tier & wire stand	273" (22'9")
G	bale height	30"
H	bale length (chambered)	45"



TYPICAL BALES (1)

	weight	lb/ft ³
Corrugated cardboard	1200	25
Old newspaper	1500	32
Computer print-out	1500	32
Used beverage cans	5-600	10-12
PETE/HDPE plastic bottles/jugs	5-600	10-12

(1) actual bale weights will depend on factors such as moisture content, material and feeding conditions, etc.

S U M M I T

 E Q U I P M E N T I N C.

Summit Equipment, Inc.
 PO Box 1847
 Post Falls, ID 83877-1847
 T 208-773-3885
 F 208-773-3799
 ContactUs@SummitEq.com